



FIXTURLASER GO Pro



FixturLaser

Brand of ACOEM

Welcome to our world.

Since the very beginning in 1984, ACOEM AB has helped industries throughout the world to achieve more profitable and sustainable production. We have reached where we are today by having the courage to think beyond the norm and follow slightly unconventional paths. We have had the courage to make mistakes and find new directions. Through our resolve, ambition and knowledge we have become a global player and a leader in innovative, user-friendly shaft alignment.



TRUE POSITION SENSING

- Live Values during Adjustment
- VertiZontal Moves = Measure Once, Move in Two Directions
- Both Shaft Positions Monitored Simultaneously



GRASP

- Icon Based – Adaptive User Interface



ALIGNMENT INTELLIGENCE

- 2nd Generation Sensor – Allows for High Repeatability
- All Digital System
- Unparalleled Signal Control

No time wasted with the Fixturlaser GO Pro

An Adaptive User Interface with the VertiZontal Moves

Fixturlaser has developed an adaptive user interface, i.e. a user interface that actually tells you what to do based on your measurement results. With the VertiZontal Moves feature, we have brought to you one of the most innovative and time saving features in the shaft alignment world.

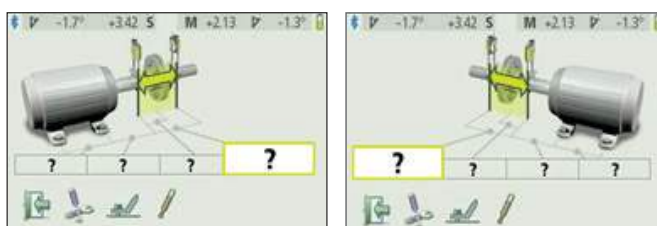
The adaptive user interface shows how much a misaligned machine requires to be adjusted by adding or removing shims at the machine's feet. When proceeding with the measurement, you no longer need to remeasure in between the vertical and the horizontal adjustment during the adjustment process. The following horizontal adjustment is promptly carried out with real values displayed.

The time savings from the VertiZontal Moves are huge; such as e.g. much less climbing up and down cooling towers to make adjustments and re-measure and/or fewer times shim-ming, hammering, prying, lifting, sweating, etc.



Pick Your View with the Screen Flip

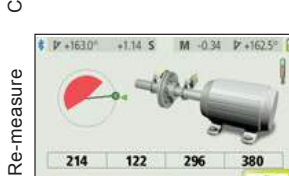
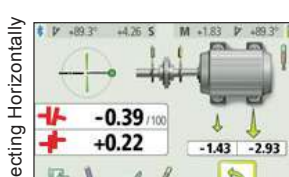
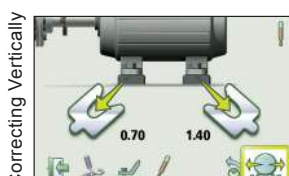

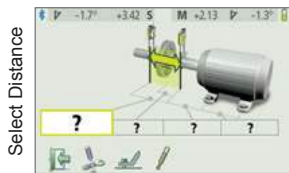
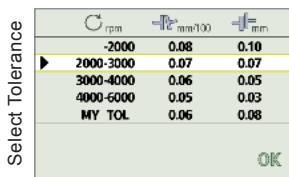

Confusing when the display screen does not show the machine from the same angle as your view of it? No problem, we have a solution for that as well – the Screen Flip. It enables you to see the machine set-up from the actual view that you have of the machine.



Machine Defined Data

If you are short of time, you will find the Machine Defined Data function very useful. By preloading all relevant parameters (distances, target values, and tolerances) for a specific machine, you will have all data for the machine readily available in your Fixturlaser GO Pro alignment tool!





Power Management System – the Resume Function

The Fixturlaser GO Pro has an exceptional power management system with an integrated resume function. It will automatically save all critical data if and when it goes into energy saving mode or if the battery goes flat. It will automatically resume to where you left off, when you turn on the system again – that is our exceptional Resume Function!

Sensor Technology

All Fixturlaser shaft alignment tools use two measurement units, i.e. two laser beams. With the integrated innovative technology/ies, 30 mm CCD sensors and line laser, we have virtually eliminated both rough alignment and laser adjustment, even for big angular misalignments. This is a benefit you would not enjoy with the measurement technique that uses only one laser beam. With such a technique, you would have to remeasure after each and every adjustment.

The dual high performance inclinometers in the sensor units have the highest angle accuracy of the units in each measurement position in the market will give you the best possible measurement results, which will result in improved machine health and prolonged life time.



- **Integrated Bluetooth units:** A wireless measurement tool that gives you the freedom to move around in the work place.

- Our sensor units have **instant battery check**, i.e. no need to waste time on starting up the entire system in order to check the battery's power status! And we are topping that off with an integrated in case charging of the sensor units; all for the convenience and speed in your life as a maintenance professional!

- **Slimmest sensor units** on the market which will facilitate mounting and measuring in tight work spaces.

- **Compatible with all standard 5V mini USB chargers, Battery Life Extenders, and the car's 12V outlet**, which gives you freedom of choice and no unnecessary interruptions of work time.

No Time Wasted with the Fixturlaser GO Pro

No time wasted equals in the life of a maintenance professional a product like the Fixturlaser GO Pro. We all know how expensive unplanned downtime is, as well as how much you spend on machine component wear.

We have given you several examples of how the Fixturlaser GO Pro saves your time and, hence, your money. Believe it or not, we do have some more time savers to share with you:

- We have pre-assembled all parts in the case; hence the system is ready for mounting and usage on the machine the moment you open the case!
- Best in market with a 17 hours battery time (continuous measuring), which means that your work will not be interrupted due to battery flatness and constant recharging, a situation that would prolong the machine downtime.

FIXTURLASER GO Pro - COMPLETE SYSTEM
 Weight (incl. all standard parts): 5,1 kg (11,2 lbs)

DISPLAY UNIT

Weight:	0.62 kg (1.37 lbs) with batteries
Dimensions:	205 mm x 116 mm x 56 mm (8.1 in x 4.6 in x 2.2 in)
Environmental protection:	IP 54
Flash storage memory:	500 MB
Display:	Color TFT-LCD backlight
Display size:	4" diagonal (84 x 56 mm)
Power supply:	3 x 1.5V LR-14 (C) Alkaline batteries or 1.2V NiMH HR-14 Rechargeable Nickel Metal Hydride cells
Operating time:	30 hours typical use

TD UNITS

Weight:	M4: 200 g (7,1 oz) S4: 188 g (6,6 oz)
Dimensions:	86 mm x 77 mm x 33 mm (3,4 in x 3,0 in x 1,3 in)
Environmental Protection:	IP 65
Measurement Distance:	Up to 5 m (16,4 feet)
Detector:	CCD
Detector Length:	30 mm (1,2 in)
Detector Resolution:	1 µm (0,04 mils)
Measurement Accuracy:	0,3% ± 7 µm (0,3% ± 0,28 mils)

SHAFT BRACKETS

Shaft diameter:	Ø 25 – 175 mm (1in – 6.9in) With extension chain Ø 25 – 450 mm (1in – 18in)
Rods:	4 pcs 150 mm (5,9 in)



Horizontal Shaft Alignment

Determine and correct the relative position of two horizontally mounted machines that are connected, such as a motor and a pump, so that the rotational centers of the shafts are collinear.



Vertical Shaft Alignment

Determine and correct the relative position of two vertically/flange mounted machines that are connected, such as a motor and a pump, so that the rotational centers of the shafts are collinear.



Softcheck™

Softcheck™ checks if there is a soft foot condition, i.e. when the motor is not resting firmly on all its feet.



Target Values

Pre-set target values before starting your alignment work when you have determined the machines thermal expansion.



Memory Manager

Measurements can be organized in folders and subfolders. Single measurements and/or complete data structures can be copied to USB stick.



Machine Defind Data

If the sensors are placed at the same place each time a machine (or more identical machines) is measured, it can be convenient to preload the relevant parameters.



1. Display unit 2. Fixturlaser M4 Shaft brackets complete incl. 2 rods, 150 mm Chain, 470 mm
 3. Fixturlaser S4 Shaft brackets complete incl. 2 rods, 150 mm Chain, 470 mm 4. USB cable
 5. 2 pcs Angled universal tool 6. Tape measure 5 m 7. 3 pcs Battery LR 14 C-Cell

ACOEM AB is a global player and leader in developing innovative, user-friendly equipment for shaft alignment. By helping industries worldwide to become perfectly aligned, and eliminating anything that might not be, we minimize unnecessary wear and production stoppages. This will ultimately make our customers more profitable and our environment more sustainable.



P.O. Box 7 SE - 431 21 Mölndal - SWEDEN
 Tel: +46 31 706 28 00 - Fax: +46 31 706 28 50
 E-mail: info@fixturlaser.se - www.fixturlaser.com