

Fixturlaser EVO

FIXTURLASER

Express Alignment Through Real Innovation



Welcome to our world.

Since the very beginning in 1984, ELOS Fixturlaser has helped industries throughout the world to achieve more profitable and sustainable production. We have reached where we are today by having the courage to think beyond the norm and follow slightly unconventional paths. We have had the courage to make mistakes and find new directions. Through our resolve, ambition and knowledge we have become a global player and a leader in innovative, user-friendly shaft alignment.

“Everything should be made as simple as possible, but not simpler.” Albert Einstein

Fixturlaser EVO

Simplicity in Your Hands

The new laser based shaft alignment tool, Fixturlaser EVO, is all about evolved simplicity. It is a product without the frills and the bling bling. It stays true to our core values: simplicity, user friendliness and innovative techniques.

The Fixturlaser EVO offers a compact display unit with a 5” color touch screen. It is slim and balanced, allowing you to hold it in one hand, leaving your other hand free to touch the screen icons and rotate the shafts.

It has a clean and color coded graphic user interface that helps the maintenance professional throughout the measurement and alignment process without any hassles and stress.

The Fixturlaser EVO comes with an extensive shaft alignment package, including the Feetlock function that is useful in base/bolt-bound machine situations.

An All Digital Tool

Fixturlaser was the first to use the digital CCD technology in sensors of this kind and, hence, the first to deliver a digital shaft alignment system to the market.

With a 30 mm CCD detector, you are able to obtain an unparalleled repeatability together with outstanding precision alignment, regardless of ambient light and measurement environment. The benefit over the older analog PSD technology is unmatched with regards to the capability of filtering and refining the measurement data.

Another benefit is the size of the sensors that are very compact, only 33 mm thick, and therefore easy to fit into even the tightest spaces.



ALIGNMENT INTELLIGENCE

- 2nd Generation Digital Sensor
- All Digital System
- Unparalleled Signal Control



TRUE POSITION SENSING

- Live Values during Adjustment
- VertiZontal Moves = Measure Once, Move in Two Directions
- Both Shaft Positions Monitored Simultaneously



GRAPHIC WORK FLOW

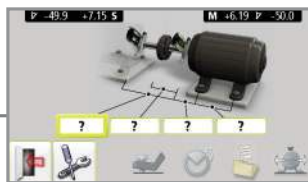
- Icon Based – Adaptive User Interface
- Color Touch Screen
- Screen Flip

Adaptive User Interface with the VertiZonal Moves

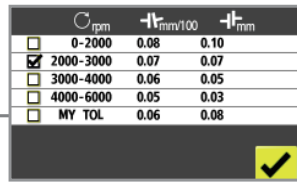
Fixturlaser has developed an adaptive user interface, i.e. a user interface that actually tells you what to do based on your measurement results. With the VertiZonal Moves feature, we have brought to you one of the most innovative and time saving features in the shaft alignment world.

The adaptive user interface shows how much a misaligned machine requires to be adjusted by adding or removing shims at the machine's feet. When proceeding with the measurement, you no longer need to remeasure in between the vertical and the horizontal adjustment during the adjustment process.

The following horizontal adjustment is promptly carried out with real values displayed.



Enter Dimensions



Select Tolerance



Measure



Evaluate Results



Correcting Vertically



Correcting Horizontally




Re-measure



Documentation

Pick Your View with the Screen Flip

Confusing when the display screen does not show the machine from the same angle as yours? No problem, we have a solution for that as well – the Screen Flip. It enables you to see the machine set-up from the actual view that you have of the machine.



Fixturlaser EVO

Weight including all standard parts:	6.8 kg (15 lbs)
Dimension:	415 mm x 325 mm x 180 mm (16 in x 13 in x 7 in)

Display Unit

Weight:	0,4 kg (0,9 lbs) with battery
Dimensions:	103 mm x 181mm x 29 mm (4,0 in x 7,1 in x 1,1 in)
Environmental protection:	IP 65 (Dust tight and protected against water jets)
Display size:	5" (127mm) diagonal, 111 x 63 mm (4,3 x 2,5 in)
Operating time	8 hours continuous use

Sensor Units

Weight:	192 g (6,8 oz) with battery
Dimensions:	92 mm x 77 mm x 33 mm (3,6 in x 3,0 in x 1,3 in)
Environmental protection:	IP 65 (Dust tight and protected against water jets)
Measurement distance:	Up to 10 m
Detector:	2nd generation digital sensor
Detector length:	30 mm (1,2 in)
Detector resolution:	1 µm
Measurement accuracy:	0,3% ± 7 µm
Operating time:	17 hours continuous use (measuring)

Shaft Brackets

Shaft diameter:	Ø 20-450 mm (3/4"-18")
Rods:	4 pcs 85 mm and 4 pcs 160 mm (extendable to 245 mm)



Horizontal Shaft Alignment

Determine and correct the relative position of two coupled, horizontally mounted, machines. When aligned the rotational center of their respective shafts will be collinear.



Vertical Shaft Alignment

Determine and correct the relative position of two vertically/flange mounted machines. When aligned the rotational center of their respective shafts will be collinear.



Softcheck™

Softcheck™ checks if there is a soft foot condition, i.e. when the motor is not resting firmly on all its feet.



Target Values

Pre-set target values before starting your alignment work when you have determined the machines thermal expansion.



Feetlock™

Solution to solve base-bound and/or bolt-bound machines.



Screen Flip

Select Screen Flip in the settings and it will enable you to see the machine set-up from the actual view that you have of the machine.



Resume function

An exceptional power management function that allows you to pick up where you were in the event of an unexpected power cut.



Memory Manager

Name your alignment and measurement report and save it in the Memory Manager. In the Fixturlaser EVO, you have the capacity to make up to 1.200 savings. They are also easily transferred to a PC via USB cable.

ELOS Fixturlaser is a global player and leader in developing innovative, user-friendly equipment for shaft alignment. By helping industries worldwide to become perfectly aligned, and eliminating anything that might not be, we minimize unnecessary wear and production stoppages. This will ultimately make our customers more profitable and our environment more sustainable.



P.O. Box 7 | SE - 431 21 Mölndal, SWEDEN |
Tel: +46 31 706 28 00 | Fax: +46 31 706 28 50 |
E-mail: info@fixturlaser.se | www.fixturlaser.com |